



CASE STUDY

Strengthening Design-Driven Engineering Operations at Neaton

How Neaton centralized critical design knowledge to enable faster engineering workflows and quality investigation.



Before

Data was scattered between multiple systems, requiring teams to spend time navigating file systems, requesting documents from other teams, and manually verifying relevance. This caused slowdowns in their Design, Engineering, and Quality Control teams.

After

With over 140,000 documents loaded into CADDi, Neaton's teams were able to find crucial data as soon as they needed it. This led to shorter design cycles, more consistent revision processes, and more efficient QC investigations.

The Challenge

Founded in 1984 as a tier-1 automotive supplier of safety systems, exterior components, and interior trim, Neaton's operations are fundamentally driven by its Design organization. Engineering drawings, Design Notes (D-Notes), and QA sheets form the foundation for product definition, prototype development, and quality validation.

These documents are referenced daily not only by Design, but also by Engineering teams responsible for prototype development and Quality Control teams responsible for service part validation and troubleshooting.

To support faster and more reliable access to engineering information, Neaton implemented CADDi as a centralized platform connecting Design, Engineering, and Quality Control teams.

KEY STATISTICS



140k
Drawings
Centralized



70%
Reduction in
drawing search time

Centralizing data from every system

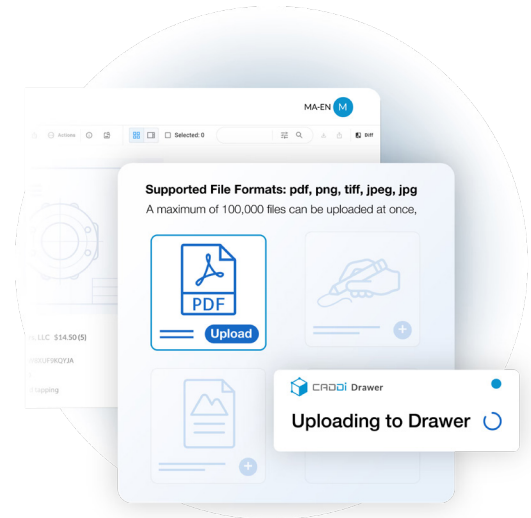
Before CADDi, engineering documentation—including drawings, D-Notes, and QA sheets—was stored across multiple shared drives and folder systems.

Because Design teams rely heavily on these documents in their daily workflows, locating the correct drawings and specifications required manual navigation through folder hierarchies. This created inefficiencies in design workflows and slowed engineering coordination across teams.

Engineering teams, responsible for prototype development and validation, also depended on accurate and up-to-date design information. Confirming revisions and locating Design Notes required manual effort, increasing engineering preparation time.

Quality Control teams faced similar challenges when investigating service parts and troubleshooting issues, where quick access to drawings and QA sheets is essential. Neaton needed a centralized solution to improve accessibility, reduce search time, and strengthen engineering efficiency across teams.

While searching for ways to overcome these roadblocks, Neaton discovered CADDi. Our data platform can pull in unstructured information from any system, from PLM and ERP software to scanned documents with handwritten notes. After centralizing it in CADDi, it becomes searchable with one click. Neaton implemented CADDi to **centralize engineering documentation and enable instant access across Design, Engineering, and Quality Control teams.**



140,000+

Design notes and related engineering documents consolidated into a unified, searchable platform in CADDi.

Enabling faster access to drawings, Design Notes, and QA sheets

Design teams are the primary users of CADDi, relying on it daily to reference drawings, confirm specifications, and access related engineering documentation. CADDi enables engineers to instantly search for drawings and related documents using part numbers, keywords, and specifications. This significantly improves workflow efficiency and reduces time spent locating files. Rather than being tied to their desks, CADDi means engineers can find what they want, wherever they are.

The screenshot shows the CADDi Drawer interface. At the top, there is a search bar with the text 'Keyword Search drawings' and a search icon. Below the search bar, there are navigation icons for 'Download', 'Share', 'Actions', 'Similar', and 'Diff'. A 'Switch to old layout' button is also visible. The main content area displays a technical drawing of a bearing with various dimensions and annotations. To the right of the drawing is a 'Basic info' sidebar with the following details:

Classification of standard	Grade	Grade	Grade
dimensions	Class A	Class B	Class C
Maximum	10.5	10.5	10.5
More than 20 and less than 30	10.2	10.5	x1
More than 30 and less than 100	10.5	10.8	11.5
More than 100 and less than 400	10.5	11.2	12.5
More than 400 and less than 1000	10.8	12	14
More than 1000 and less than 2000	11.2	13	16

Basic info

Drawing ID: DR-HPG9OCLXWPIC
Drawing number: 20221207MA-10-6E
Part name: Bearing
Customer: CADDi inc.
Material: SS400D
Surface treatment: Hard chrome plating plating
Serial number: 50-4
Estimated maximum dimension: 236
Tag: No tags

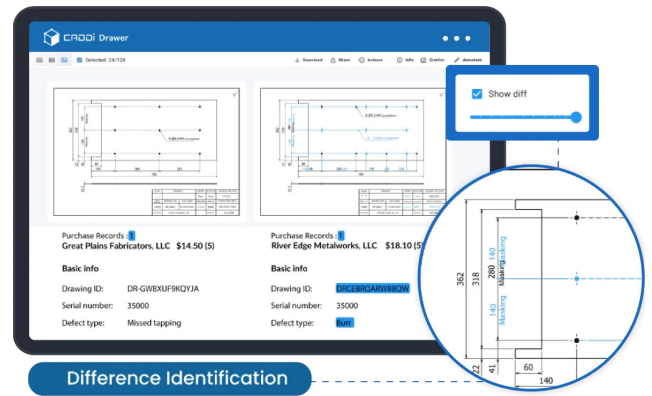


Before using CADDi, I had to be hardwired into a system to access drawings. If I was on the floor, I had to walk back to my desk unless I had already downloaded everything. With CADDi, I can take my laptop with me and pull up everything on the spot. The thumbnail view is helpful because I can quickly scan documents instead of opening each one individually. It makes everything faster and more accessible.”



Richard Grimes, Product Engineer Technician

Many slowdowns in the engineering process occur from inefficient communication. Traditional systems, where information is scattered across multiple systems, often demands switching between different applications to collect and send data. CADDi smooths out these potential stopping points, becoming a universal platform for all data requests and answers.



CADDi will reduce unnecessary communications between personnel, and communication can be handled via email. I believe this tool will improve communication.”



Naomi Noda, VP of Engineering

Supporting prototype development and revision validation

Engineering teams use CADDi to support prototype builds, validation workflows, and engineering coordination.

By providing instant access to drawings and Design Notes, CADDi enables engineers to quickly confirm revisions and reference engineering documentation required for prototype development. CADDi keeps all the relevant notes for a drawing linked to the drawing itself. That way, revisions, concerns, and future plans are kept readily available, preventing errors from emerging. This improves engineering efficiency and reduces delays in prototype and validation workflows.

The efficiency and power of keeping this data connected was remarked on by senior leadership:



To make AI effective, digital assets need to be unified – development, production, quality, and shipping. Companies that are successful have systems that link information together so AI can use that data. That allows them to identify errors in a timely manner and make faster decisions.”



Naomi Noda, VP of Engineering

Improved engineering efficiency and stronger operational foundation

By centralizing engineering documentation, Neaton has significantly improved accessibility to critical design information. They estimate that the time it takes to find data has been reduced by up to 70%.

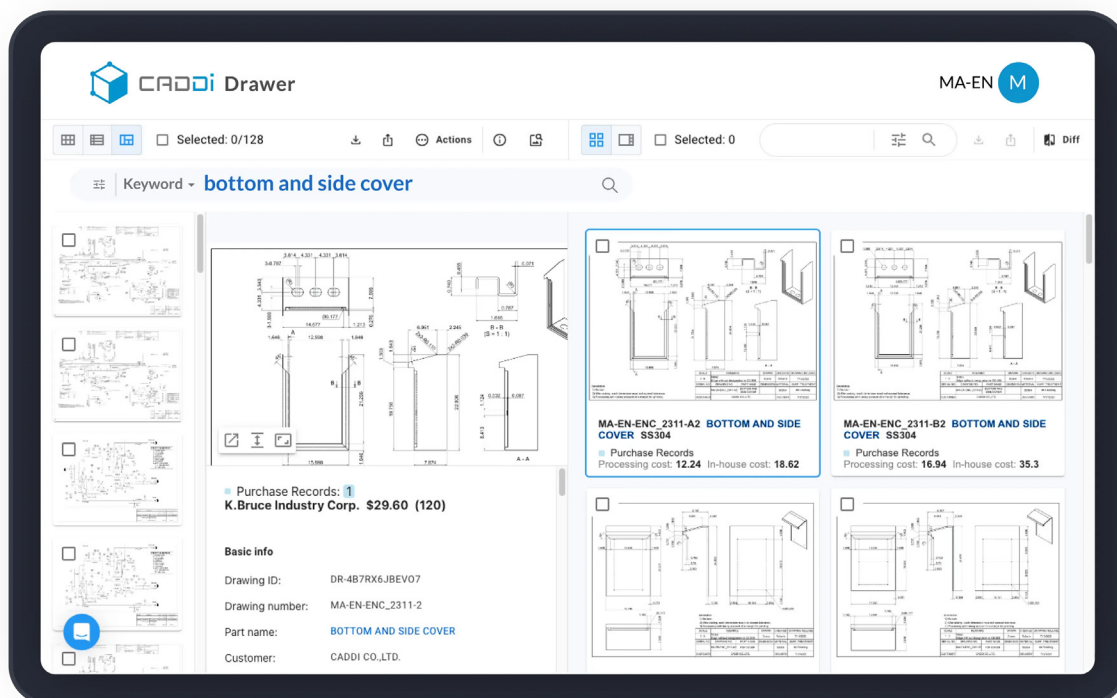
Engineering teams can now quickly locate drawings and related documentation, allowing them to focus on higher-value engineering work. Quality Control teams can respond more quickly to service part investigations and troubleshooting scenarios.



70%

Estimated reduction in time spent finding engineering data.

CADDi also improves onboarding efficiency by making engineering knowledge accessible to all users, reducing dependency on individual experience. As a result, Neaton has established a scalable engineering knowledge platform that supports efficient operations across Design, Engineering, and Quality Control.



What's Next: Supporting future quoting efficiency with CADDi Quote

Building on the successful deployment of CADDi, Neaton is exploring opportunities to further improve quoting efficiency and cost visibility by adding on our procurement and RFQ management software, CADDi Quote.

By connecting engineering drawings with quoting and cost information, Neaton aims to support more efficient and consistent quotation workflows.

In traditional procurement workflows, a significant portion of time is spent on manual and repetitive tasks such as collecting supplier quotations, organizing data, and referencing past similar parts. This limits the time available for higher-value activities such as evaluating quotations and making strategic sourcing decisions.

By introducing CADDi Quote, NAPM aims to minimize these manual efforts while structuring historical part and cost information into reusable, searchable data tables. This enables procurement teams to focus more on quotation analysis and supplier strategy rather than administrative work.

Initial pilot operations have begun with selected commodity parts and a limited number of suppliers. These efforts are focused on:

- ✓ **Reducing quotation lead time through streamlined workflows**
- ✓ **Improving consistency and visibility in supplier quotations**
- ✓ **Structuring historical part and cost data for reuse**

As part of this initiative, NAPM has aligned on a phased rollout approach, including supplier onboarding and training prior to broader deployment.

Looking ahead, NAPM plans to expand the scope of suppliers and parts covered under Quote, with the goal of reducing procurement workload and enabling more strategic sourcing activities.

This represents the next phase of Neaton's digital engineering transformation.

Conclusion

By implementing CADDi, Neaton has centralized critical engineering knowledge and improved accessibility to drawings, Design Notes, and QA documentation. CADDi enables Design, Engineering, and Quality Control teams to work more efficiently by providing instant access to engineering information.

This strengthens engineering workflows, improves quality investigation efficiency, and establishes a foundation for future quoting optimization.

Want to see how CADDi can revolutionize your process for Design, Engineering, Quality Control and more? Sign up for a demo today.



Members of the Neaton and CADDi teams during a recent onsite visit.